

# Xerox Address Book backup process

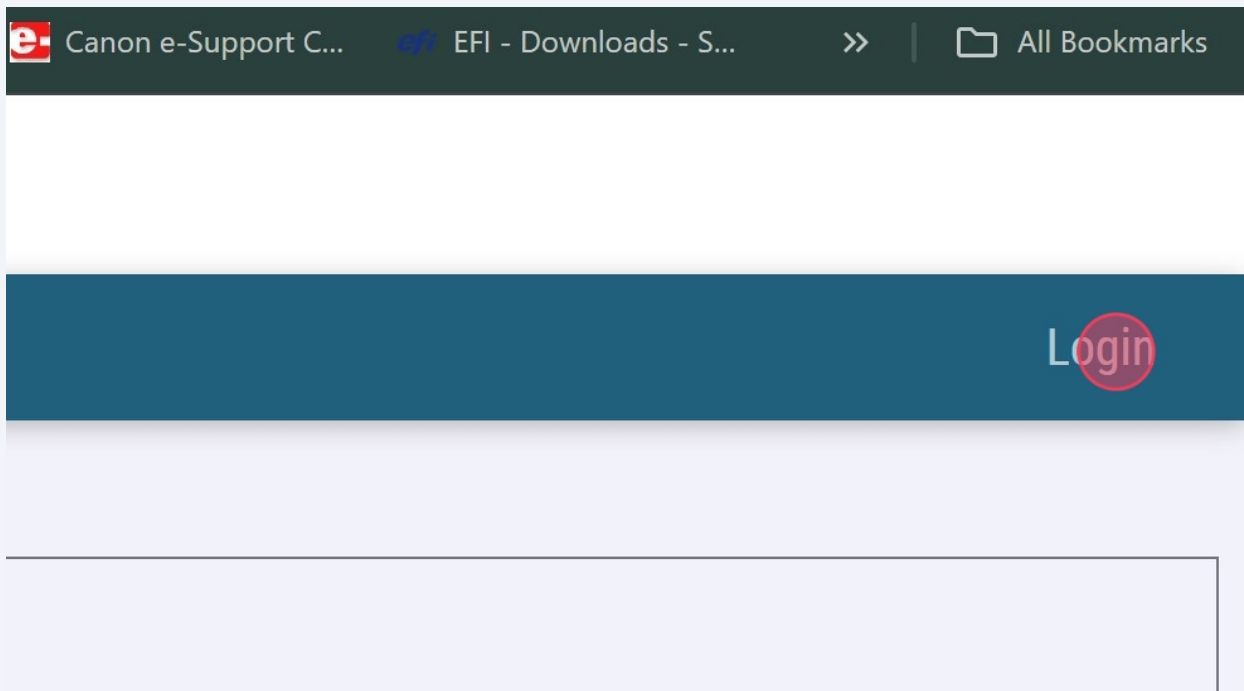
1

Enter IP Address of your Xerox Device in a web browser. If you do not know your device IP address follow this document to find that information :

<http://metrosales.wpengine.com/wp-content/uploads/Xerox/Xerox-How%20to%20walk%20customer%20through%20accessing%20ip%20address%20at%20the%20panel.pdf>

2

Click "Login"




### 3 Click "User ID"

**XEROX** AltaLink® C8245 Color Multifunction Printer


Home Jobs Print Scan Address Book Properties Support

## Login

**User ID**



**Password**



Login

### 4 Type admin

Keep: x (No: x Time: x Home: x Setu: x Inter: x M: Home: x MSI: x Papi: x Scri: x Logi: x + -

Not secure https://172.20.32.2/properties/authentication/login.php?redir=/addressbook/viewContact.php


Apps DocuWare Papercut Ricoh Metro CloudStream Microsoft HP Fiery Canon e-Support C... EFI - Downloads - S... All Bookmarks

**xerox** AltaLink® C8245 Color Multifunction Printer


Home Jobs Print Scan Address Book Properties Support Login

## Login

**User ID**



**Password**



Login

?

Help

©2017-2025 Xerox Corporation. All Rights Reserved.  
Xerox® and AltaLink® are trademarks of  
Xerox Corporation in the United States and/or other countries.

[Index](#) | [Site Map](#) | [Legal](#)

## 5 Click "Password"

### Login

User ID

admin

Password

Login

?

Help

## 6 Type xerox, 0000, or device serial number

xerox AltaLink® C8245 Color Multifunction Printer

Home Jobs Print Scan Address Book Properties Support Login

Login

User ID

admin

Password

....

Login

?

Help

©2017-2025 Xerox Corporation. All Rights Reserved.  
Xerox® and AltaLink® are trademarks of  
Xerox Corporation in the United States and/or other countries.

[Index](#) | [Site Map](#) | [Legal](#)

## 7 Click "Login"

User ID

admin

Password

.....

Login

?

Help

©2017-2025 Xerox Corporation. All  
Xerox® and AltaLink® are tra  
Xerox Corporation in the United States s

## 8 Click "Address Book"

Not secure https://172.20.32.2/addressbook/viewContact.php

DocuWare Papercut Ricoh Metro CloudStream Microsoft HP

Xerox™ AltaLink® C8245 Color Multifunction Printer

Home Jobs Print Scan Address Book Properties Support

Edit

Delete


Address Book

All Contacts 1

All Favorites 0

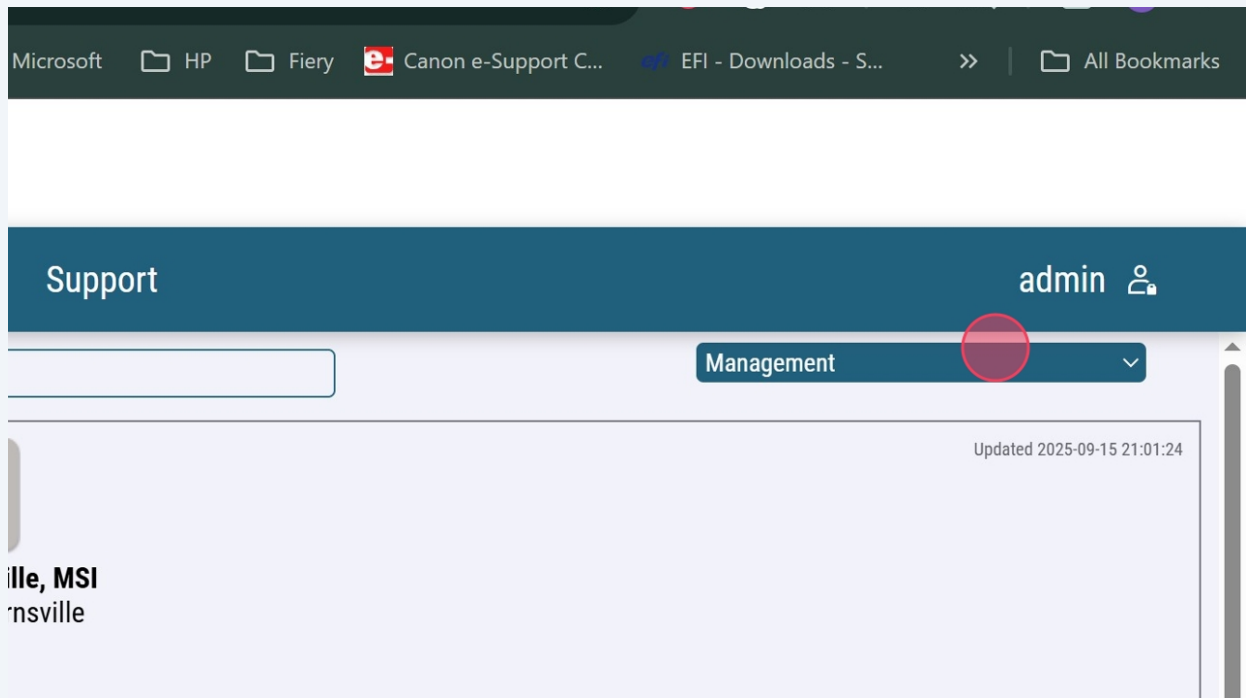
B

Burnsville, MSI

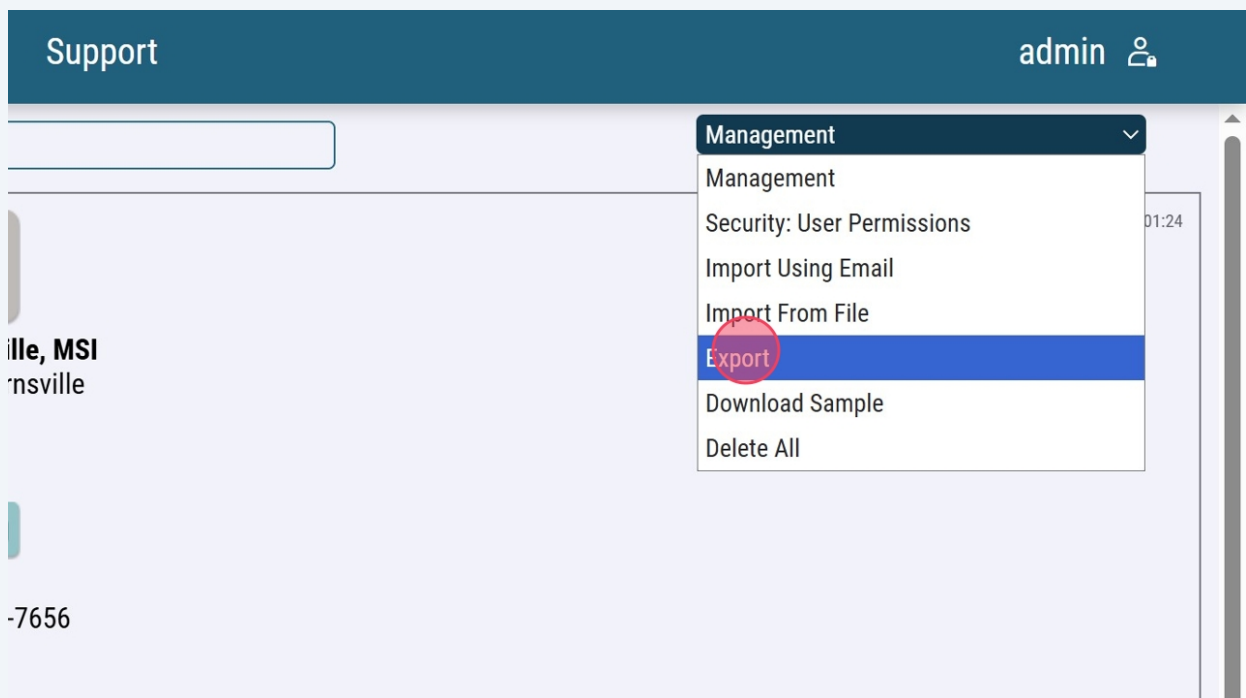


**Burnsville, MSI**  
MSI Burnsville

9 Click here



10 Click here



## 11 Click "Export"

Select Address Book file options.

Delimiter

Comma (hex 2C) ▼

☐ **Export in Legacy Mode**  
Friendly Name and Email information only

**Export**



Help

## 12 Click here

